

CONFINED SPACE ENTRY

VIRAJ offers a comprehensive range of Confined Space Entry
Meet & applicable EN standards EN 795 CLASS B and
EN 1496 : 2017 CLASS A.

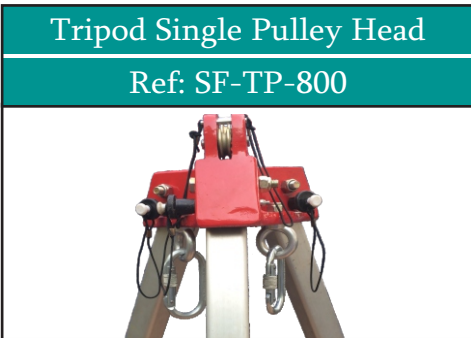




Single Pulley Tripod

Ref: SF-TP-800 (7ft. & 10ft.)

- For access in Confined Spaces
- Lifting Load Capacity : 135 Kgs (330 lbs).
- Wire Length: available in 20 m and 25m.
- Strength of anchorage point greater than 13 kN
- Every Tripod is provided with inbuilt fixture for attaching our winch SF-WN-801 (can be supplied without this fixture on special request).
- Every Tripod is provided with Tripod Kit Bag Ref. No. SF-KB-904

LENGTH	SPECIFICATION	COMPLIANCE
7 ft.	<ul style="list-style-type: none"> ■ Fully adjustable telescopic legs, adjustable height from 1.15m to 2.15m. ■ Wheelbase (Footprint) : 1.5m Diameter. ■ Weight : 13 kg appx. ■ Maximum load capacity : 500 kgf. 	EN 795 CLASS B
10 ft.	<ul style="list-style-type: none"> ■ Fully adjustable telescopic legs, adjustable height from 1.9m to 2.9m. ■ Wheelbase (Footprint) : 1.8m Diameter. ■ Weight : 15 kg appx. ■ Maximum load capacity : 500 kgf. 	



Mounting Bracket	
SF-800A(R)(09)	SF-800(SP/DP)
	
For Retrieval Block SF-RFA-65R FT & SF-RFA-100R FT	For Winch SF-WN-801

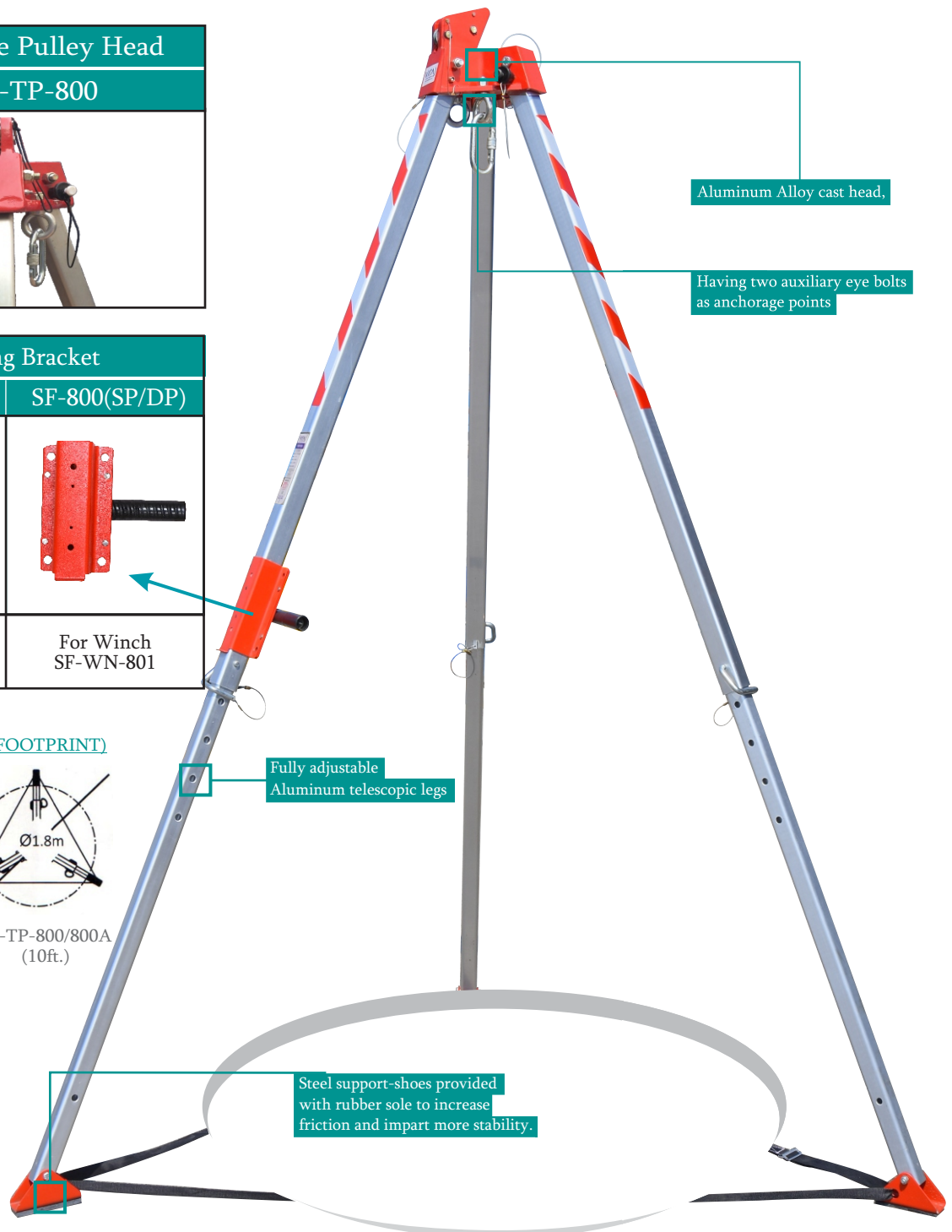
TRIPOD WHEELBASE (FOOTPRINT)



SF-TP-800/800A (7ft.)



SF-TP-800/800A (10ft.)





Double Pulley Tripod

Ref: SF-TP-800(DP) (7ft. & 10ft.)

- Available in 7ft & 10ft height, the Double Pulley Tripod is equipped with high quality, rugged systems that ensure superior performance.
- Made from Aluminium that makes it extremely light weight and portable, easily set-up by just one worker and can be transported from one work area to another.
- Ideal for confined space entry and emergency rescue applications. Can be used easily with all VIRAJ Winches and fall arrest devices eg. Blocks.
- Consists of pre-installed universal mounting attachments to easily mount the Winch and Retrieval Block when used with SF 17(26) Retrieval Bracket.
- Inner and outer adjustment can be achieved by sliding telescope legs.
- Can be used with all the Winches SF-WN-801(20), SF-WN-801(25), SF-WN-801(40), and Retrieval Fall Arrester Blocks SF-RFA-20R and SF-RFA-30R with the help of their universal mounting brackets for Winches and Retrieval Blocks respectively.
- 2 auxiliary eye bolt for easy overhead anchorage.
- Comes with a study bag to pack.

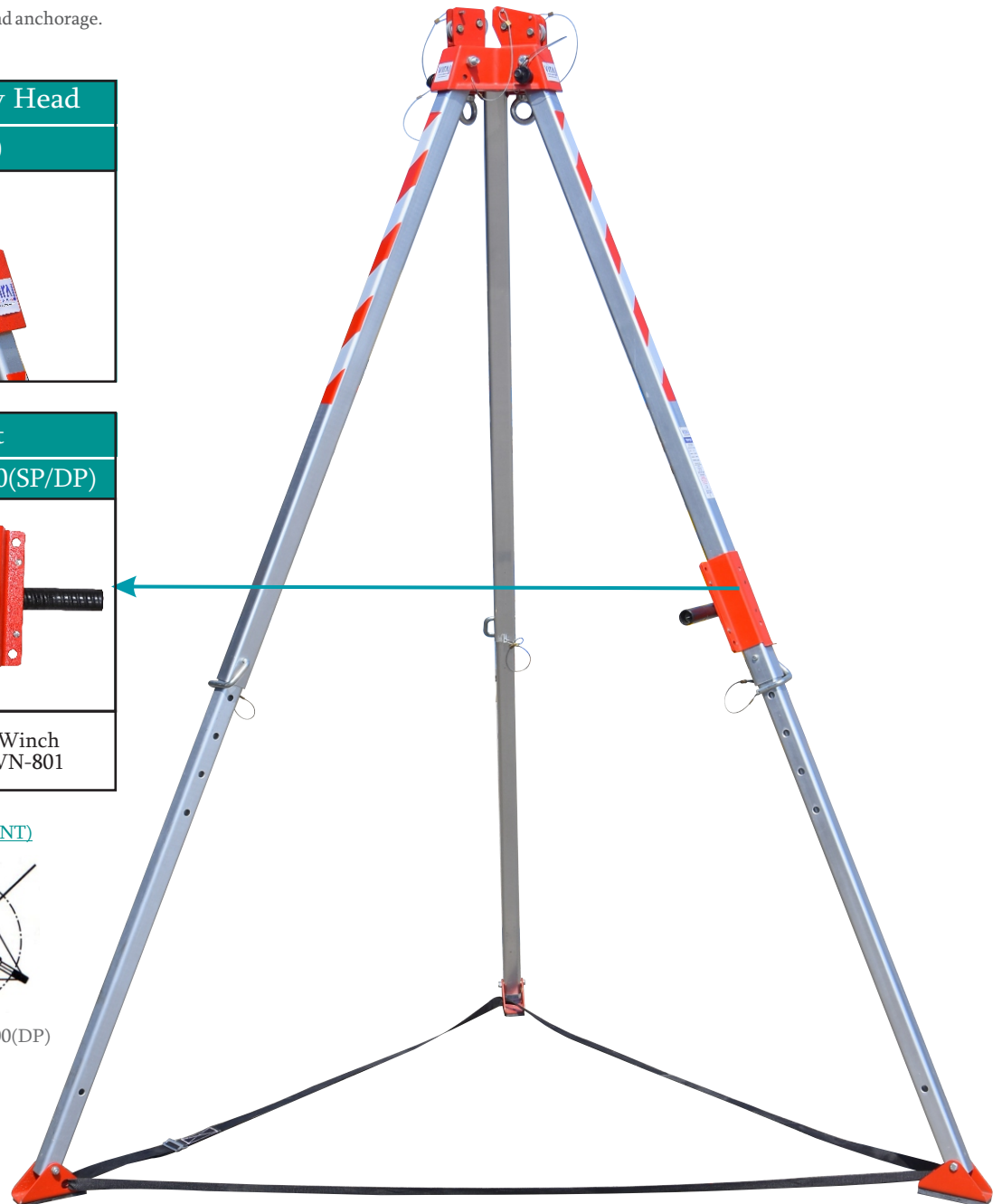
LENGTH	SPECIFICATION	COMPLIANCE
7 ft.	<ul style="list-style-type: none"> Fully adjustable telescopic legs, adjustable height from 1.15m to 2.15m. Wheelbase (Footprint) : 1.5m Diameter. Weight : 13 kg appx. Maximum load capacity : 500 kgf. 	EN 795 CLASS B
10 ft.	<ul style="list-style-type: none"> Fully adjustable telescopic legs, adjustable height from 1.9m to 2.9m. Wheelbase (Footprint) : 1.8m Diameter. Weight : 15 kg appx. Maximum load capacity : 500 kgf. 	



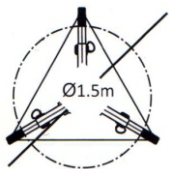
Tripod Double Pulley Head

Ref: SF-TP-800

Mounting Bracket	
Ref: SF-17(26)	SF-800(SP/DP)
For Retrieval Block SF-RFA-65R FT & SF-RFA-100R FT	For Winch SF-WN-801



TRIPOD WHEELBASE (FOOTPRINT)



SF-TP-800/800(DP) (7ft.)




SF-TP-800/800(DP) (10ft.)

COMBO SET OFFER

NEW




ABOVE SET CONTAINS



(1)
Tripod 7FT or 10FT
Double Pulley Head
SF-TP-800(DP)



(3)
Mounting Bracket
for Retrieval Block
SF-17(26)



(5)
Mounting Bracket
for Winch
SF-800(SP/DP)



(2)
Retrieval Block
SF-RFA-20R or
SF-RFA-30R
(Page Ref:- 76)



(4)
Winch
SF-WN-801
20 Mtr or 30 Mtr



(6)
Tripod Bag
SF-KB-904

Winch

Ref: SF-WN-801

- To be used for raising or lowering of personnel or material into confined spaces.
 - Equipped with bolting fixture for robust fitting on to the tripod SF-TP-800
 - Lifting load Capacity : 135 Kg.
 - Wire length : 20m, 25m, 30m & 40m.
 - As per EN 1496 : 2017 CLASS A.
 - To be used with a Retractable Fall Arrester when deployed for raising or lowering a person.
- Also available with the S.S. wire rope instead of galvanized rope. Respective references with S.S. wire rope shall be SF-WN-801(20SS), SF-WN-801(25SS), SF-WN-801(30SS) & SF-WN-801(40SS)



Model	Length	Weight
SF-WN-801(20)	20 m	8.190 kg.
SF-WN-801(25)	25 m	8.700 kg.
SF-WN-801(30)	30 m	10.800 kg.
SF-WN-801(40)	40 m	11.800 kg.

OPTIONAL ACCESSORIES WITH TRIPOD SF-TP-800A



Aluminum Single Pulley
With single side attachment
Ref: SF-5330



Double Pulley
With single side attachment
Ref: SF-FAP-1013



Turn Locking Karabiner
Ref: SF-1101 A
also available in captive eye pin
SF-1101A(C)



Steel Alloy Pulley
With single side attachment
Ref: SF-5331

TRIPOD KIT BAG



SF-KB-904



SF-KB-905

TRIPOD HEAD SHADE OPTIONS



Red



black



Green



Yellow



Blue

